




Scoil Bhríde
Eglantine

Parent Booklet





Principal's Message

Fáilte romhaibh go dtí
Scoil Bhríde, Eglantine.

Dear Parents,

Thank you for choosing Eglantine School for your child. We hope that while your daughter is with us that she will develop into a mature, happy, responsible girl, who will leave us full of confidence and ready to take the next step in her learning.

We view education as the development of the whole child - attention is placed not just on the intellectual development but also on the pupil's physical, social and spiritual development.

Every child will engage with the curriculum, as our dedicated teachers and staff work together with parents/guardians to ensure each child is afforded the opportunity to learn and grow. During her eight years in Eglantine, your child will also experience a broad range of sport, music, drama, and art.

We hope you find our booklet informative and useful. Should you need any additional information regarding our school, please do not hesitate to contact us at admissions@eglantine.ie

Le Gach Dea Ghuí,
Ger O'Brien,
Principal,
Scoil Bhríde,
Eglantine.






Mission Statement

At Scoil Bhríde, Eglantine each individual is respected and valued for their unique qualities and abilities.

Our aim at Scoil Bhríde is to develop the academic, spiritual, creative, personal, and social skills of the child so that she may be better able to realise her potential as an individual and as an active member of society.

As a formal agent of education within the Catholic Community, this school models and transmits a philosophy of life inspired by belief in God. The policies, practices and attitudes of the school therefore are inspired by Gospel values.



Primary School is a big step for both you and your child. It is a time when parents and teachers take special care to make sure the transition from preschool to "Big" school goes as smoothly as possible.

It is very important that your child's first experience of school is one of happy involvement so that we can lay a good foundation for the rest of her education.

Welcome to Junior Infants.

Let our new and exciting journey together begin.





School Times

School Times

School opens 8.50 a.m.

Small break 10.50 a.m. - 11.00 a.m.

Lunch break 12.30 p.m.—1.00 p.m.

Finishing times 1.30 p.m. Infants

2.30 p.m. 1st class to 6th class

Pre-School and After-School Childcare Service in our School.

Sherpa Kids Scoil Bhríde Eglantine, provide an excellent daily childcare service for pupils in our school from 7.45am to 5.30 pm. Email sbe@sherpakids.ie for more information and to register your interest in availing of this service.

New Junior Infants children will finish at 12 noon every day for the first two weeks. This helps your child to get used to the longer day gradually and helps them to settle into their new class gently.

Please be on time for school every day.

Attendance

Good attendance is a priority in our school. If your child is absent from school, please give a letter of explanation to the teacher. Under the Education Welfare Act 2000, parents must let the school know if their child is absent and why. The school has to report the non-attendance of any pupil who misses 20 days or more in any school year, including sickness & hospitalizations, to the Education Welfare Board. Parents of children leaving early need to sign out in the office.

Uniform

Pupils must wear their school uniform at all times. School tracksuits are only allowed on P.E days.

Please label your child's clothes, especially jumpers, tracksuit tops and coats.

We recommend shoes with Velcro straps.



Uniform

Green pinafore

Green Culottes

White shirt

Green cardigan

White/green tights/socks

Shoes/runners

School tracksuit

White polo shirt

Laura's Schoolwear
Dosco Business Park
South Douglas Road
Cork.



Arriving on the first day

Be sure to arrive on time to drop your daughter to her classroom door.

Going home

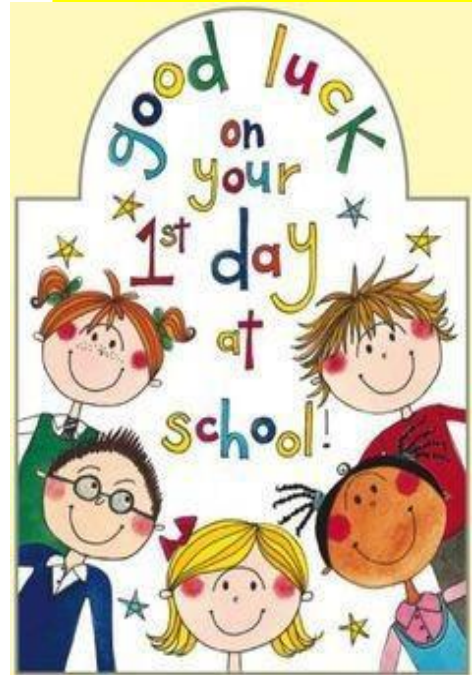
Be sure to collect your child on time.

If you cannot collect your child on a particular day, tell her who you have organized to collect her.

It is important to also give the name of the person who will be collecting your daughter, to the teacher, at drop off in the morning or contact the office in advance by phone or by email.



The Big Day



Health

If your child has an allergy, medical condition, problem with sight or hearing, or is being assessed by a health professional or has any specific needs, please make sure that you inform us as soon as possible.

If your child has any medical issues, which may require a school medical plan or support plan, please inform the school as soon as possible.

Ms Hennessy, our Deputy Principal, will be your point of contact when it comes to medical needs or additional learning needs.

Lunches

Here, in Scoil Bhríde, Eglantine, we encourage healthy eating habits. To this end, we allow one small treat on Friday only.

We don't allow crisps, hard sweets, fizzy drinks, lollipops or chewing gum.

We provide hot lunches daily. You may choose to order hot lunches via app.





Tell your child about school beforehand, talk about it as a happy place, where there will be a big welcome for her.

Getting your child started

Help your child to become as independent as possible over the Summer

It would help greatly if your child is able to:

Button and unbutton her coat and hang it up.

Use the toilet without help and manage buttons.


Know how to flush the toilet and wash her hands, without having been told.

Know how to use a tissue and how to sneeze and cough into her elbow.

Share toys and games with others and "take turns".

Practice opening and closing lunch boxes and school bags.

Tidy up and put away playthings.





As time goes on

- Get your child into the habit of being on time and coming to school every day.
- Children need plenty of rest. Make sure they are in bed early.
- Show an interest in the work your child brings home. Please support your child with any homework she may get.
- Please check your child's folder every day for messages.
- Be patient and give plenty of praise for your child's efforts.
- If your phone number or address changes during the year, please give details to the school secretary and class teacher. Correct and updated contact details are very important in case we need to inform you of a medical emergency.





Getting ready for Learning

Children are natural learners. They are curious about everything. They want to know more about everything—about themselves, others, the world around them. They learn fast, but only when they are ready and their interest is aroused.

Children learn in different ways and at different speeds. Our first year in school includes settling in, relating to others, making friends, feeling happy and getting used to the routine of school.

On the Learning side the emphasis is on getting children ready for learning by -

- ◆ Learning through play—is the most enjoyable and effective way.
- ◆ Developing their oral language and expression.
- ◆ Sharpening their senses, especially seeing, hearing and touching
- ◆ Developing physical coordination, including hands and fingers
- ◆ Extending their concentration and getting them to listen well.
- ◆ Cooperating with teachers and other children.
- ◆ Performing tasks by themselves.
- ◆ Working with others and sharing with them .





Help your child
to learn at
home

Language

Children communicate their thoughts, feelings, needs, curiosities and desires through speech.

You can Help

- * Speak with your child at every opportunity: at home, at the shops, on the street, in the park.
- * Make time to listen when they want to tell you something that is important to them.
- * Answer questions with patience and in an age appropriate way.
- * Recite nursery rhymes and sing songs together. Rhyming is an important step in learning to read.
- * Give your child lots of time to use her imagination, for example dressing up and pretend play.
- * Help your child explore feelings and ideas through play.

Play with them.





Help your child
to learn at
home

Getting ready to read.

- * Have colourful books in the home.
- * Teach your child to respect and care for books.
- * Read different types of stories: fairy tales, adventure stories, funny stories.
- * Look at the pictures with your child. You can tell a wonderful story from pictures.
- * Point at the words as you read them. Your child will learn that we read from left to right.
- * Teach your child how to turn a page.
- * Ask predictive questions. What do you think happens next? etc
- * Take your child to the library and read stories together. Share a love of books and words with your child. She will have a favourite story and will want you to read it over and over. Gradually ask her to tell you the story.





Getting Ready for Writing

- * Making letters on paper is not easy for a small child. They must learn to hold the pencil correctly and make regular shapes. Their finger muscles are only developing at this stage. You can help them to prepare for writing by encouraging the use of:
- Jigsaws, lego, threading beads etc.
 - Playdoh (Marla) to make their own shapes.
 - A colouring book and thick crayons.
 - Sheets of paper to cut up with safety scissors.




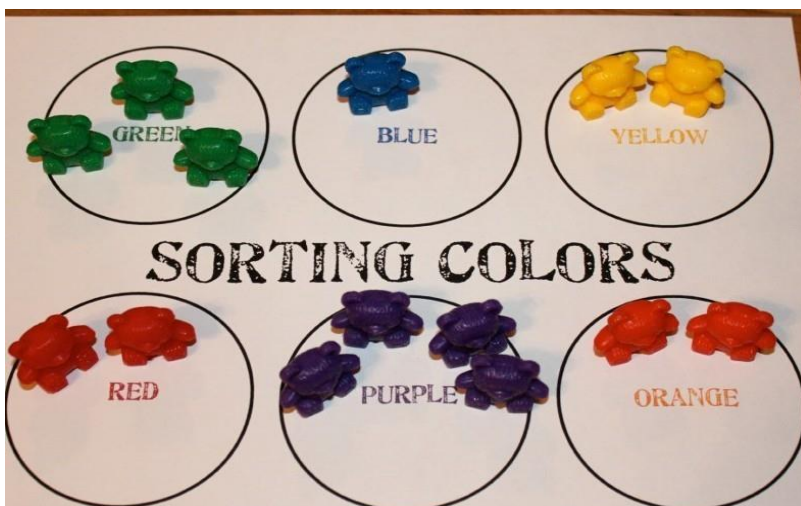


Help your child
to learn at
home

Understanding Maths

Maths is part of the language children use in understanding and talking about certain things in their daily experience. In Junior Infants the maths programme includes the following:

- Associating certain numbers with particular things—two hands, four wheels, five fingers etc.
- Counting—one, two, three, four, five.
- Colours—black, white, red, green, blue etc.
- Mathematical Language for example, before/after, above/below, under/over.
- Matching/sorting—objects of the same colour/size/texture/shape.
- Shapes—2D and 3D shapes.



Mol an óige agus tiocfaidh sí.



Scoil Bhríde
Eglantine
Tel: 021- 4295551
Email: admissions@eglantine.ie
info@eglantine.ie
Website: www.eglantine.ie

